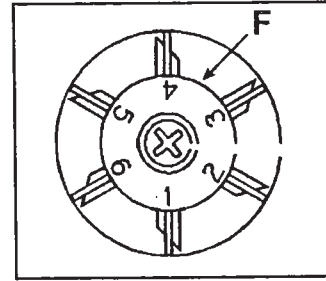


FREQUENCY OF RECHARGE

The frequency of recharge was pre-set for your expected family needs when the water conditioner was installed.

There are six stainless steel tabs on a numbered wheel (F) which program recharge. When all six tabs are pushed in, the unit will recharge every day; if ever other tab is in, recharge will occur every other day; if two opposite tabs are in, recharge will be every third day; and if only one tab is in, recharge occurs every sixth day.



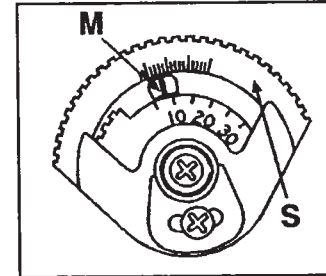
REMEMBER

Push IN to recharge, pull OUT to skip.

SALT ECONOMIZER™

Has a dial (S) which controls the pounds of salt used per recharge. This was set at time of installation. Before making any change, phone your Culligan dealer for advice on the proper setting, then make these adjustments.

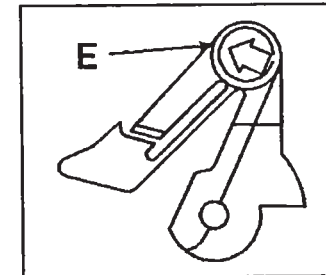
Loosen screw in center of dial (S). While holding cam gear stationary, rotate the dial until desired salt dosage in pounds is aligned with mark (M). Then tighten screw.



If salt dosage is changed, the float on the brine valve in the salt container must also be repositioned. See Installation Manual or call your dealer.

MANUAL RECHARGE FOR MORE SOFTENING CAPACITY

When you expect guests or feel that your use of soft water will temporarily increase, you can get more softening capacity with a manual recharge. This can be initiated by moving the lever (E) all the way to the left in the direction of the arrow.



After the lever is released, it will return to its original position. Recharge will begin within a few minutes. After manual recharge, the unit will resume its automatic, programmed cycle.

NOTE: Initiating a manual recharge within two (2) hours of a scheduled recharge may cause the timer mechanism to malfunction. For example, if the conditioner is scheduled to recharge at 2:00 a.m., do not initiate a manual recharge after 12:00 Midnight.